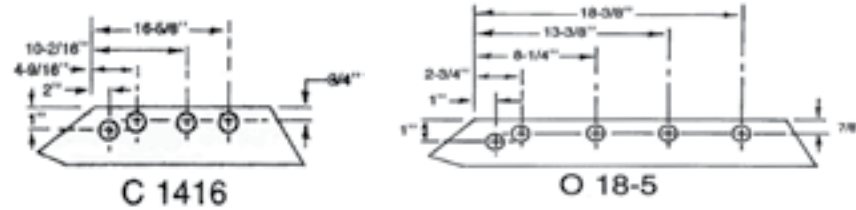


Case (prior to Case-IH) Moldboard Plow Parts

Plow Shares - Sold 6 per box only.

ORDER NO.	DESCRIPTION	WT./CARTON	STOCK	RETAIL EACH
WLWC14164	Case "EX" Series, 14" & 16". Used on 3 bolt or 4 bolt. Wiese no. LCA464.	48	26025	\$29.45
WLWO185	Case 18" 5 bolt. 400/500 - 7000/8000 series. Wiese LOL685.	53	92224	\$31.84
WLWO185HS*	Case 18" 5 bolt with hardface applied. <i>** (Wiese drop ship)</i>	53	45345	\$62.20

*Hardsurfaced plow shares will be drop shipped from Perry, Ia.



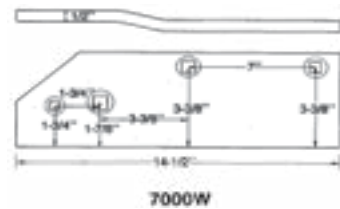
Plow Shins - Sold 6 per box only.

ORDER NO.	DESCRIPTION	WT./CARTON	STOCK	RETAIL EACH
WC16	EX Series 16" (T6003). Wiese no. WCA16.	28	16518	\$22.30
WO9	Case 18" (T89974, T57747)	21	26318	\$19.45
WO81	Case 18" High back.	25	21517	\$21.60



Plow Landsides - Sold 6 per box only.

ORDER NO.	DESCRIPTION	WT./CARTON	STOCK	RETAIL EACH
W7000W	EX Series front or rear (replaces 590W).	50	76126	\$30.96
W690W	EX Series Landside (sold by the piece - no hardware).	7/pc.	68915	\$28.37
W790W	EX Series Landside (sold by the piece - no hardware).	8/pc.	34715	\$24.90
W270WA	18" Landside.	57	95327	\$33.70



Plow Moldboards

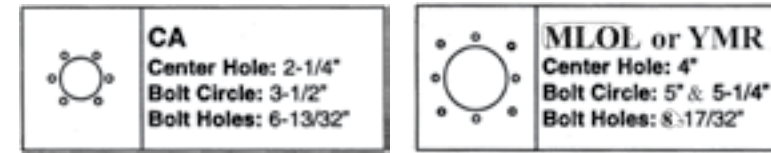
ORDER NO.	DESCRIPTION	WT. EACH	STOCK	RETAIL EACH
WEX16SS*	EX series 16" moldboard. <i>** (Wiese drop ship)</i>	28	91588	\$121.20
W61918SS	Case 18" moldboard. (T89974). Wiese no. R61918.	34	74884	\$126.39
W220746SS	Case 18"-20" high back moldboard.	35	38981	\$128.33



Case (prior to Case-IH) continued

Plow Coulters

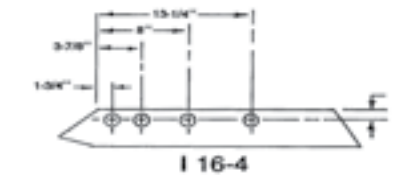
ORDER NO.	DESCRIPTION	WT. EACH	STOCK	RETAIL
WF20177CA	EX series coulters, 20" x .177 thick, 6 bolt.	16	54035	\$43.50
MF20177MLWROL	Coulters, 20" x .177 thick, 4 bolt for Oliver/WFE bottoms.	16	32724	\$38.90



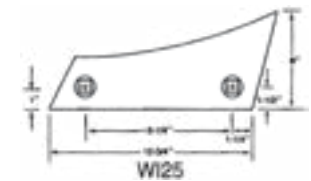
Case-IH (also International Harvester) Moldboard Plow Parts

Plow Shares - Sold 6 per box only.

ORDER NO.	DESCRIPTION	WT./CARTON	STOCK	RETAIL EACH
WLWI144	Super Chief plow share, 14" 4 bolt. Wiese no. LIH144.	43	55815	\$26.50
WLWI164	Super Chief plow share, 16" 4 bolt. Wiese no. LIH164.	47	26815	\$26.60
WLWI184	Super Chief plow share, 18" 4 bolt. Wiese no. LIH184.	53	15025	\$29.30
WLWI164HS*	Super Chief plow share, 16" 4 bolt, Hardsurfaced. <i>** (Wiese drop ship)</i>	47	23045	\$57.60
WLWI184HS*	Super Chief plow share, 18" 4 bolt, Hardsurfaced. <i>** (Wiese drop ship)</i>	53	91346	\$61.70



ORDERING INFORMATION:
14", 16", & 18" IH plow shares all use the same bolt pattern.

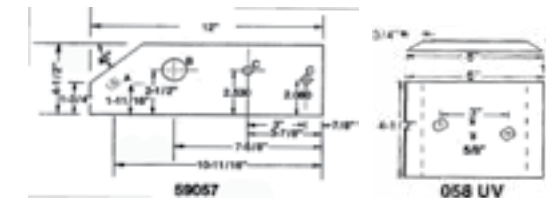


Plow Shins - Sold 6 per box only.

ORDER NO.	DESCRIPTION	WT./CARTON	STOCK	RETAIL EACH
WI25	Super Chief series, 14", 16", 18" .	25	23318	\$19.60

Plow Landsides - Sold 6 per box only.

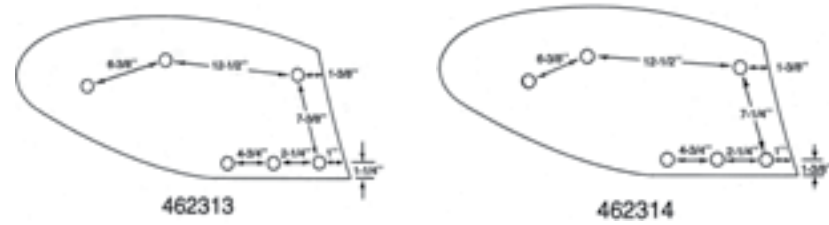
ORDER NO.	DESCRIPTION	WT./CARTON	STOCK	RETAIL EACH
W59057	Landside Inner Plate - All Super Chief series.	44	68315	\$19.80
W058UV	Landside Wear Pad - fits W59057.	24	1564	\$9.30



Case-IH Plow Parts continued.

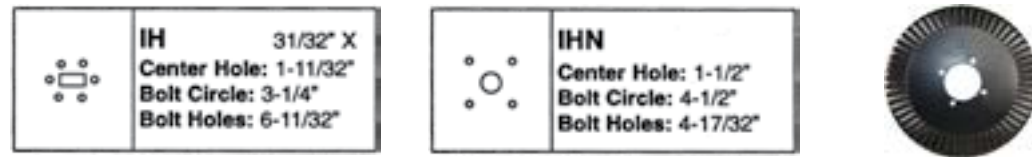
Plow Moldboards

ORDER No.	DESCRIPTION	WT. EACH	STOCK	RETAIL EACH
W462313SS	Super Chief moldboard, 14".	30	32188	\$116.04
W462314SS	Super Chief moldboard, 16", 18", 20".	33	79476	\$107.10



Plow Coulters

ORDER No.	DESCRIPTION	WT. EACH	STOCK	RETAIL EACH
WF17157IH	Coulter blade 17" - Rectangular center hole.	11	70324	\$32.95
WF20177IH	Coulter blade 20" - Rectangular center hole.	16	54033	\$43.50
WF20177IHN	Coulter blade 20" - Round center hole - 4 bolt.	16	54033	\$43.50
WF22197IHN	Coulter blade 22" - Round center hole - 4 bolt.	22	34831	\$54.90



Plow Coverboards - Sold 6 per box only.

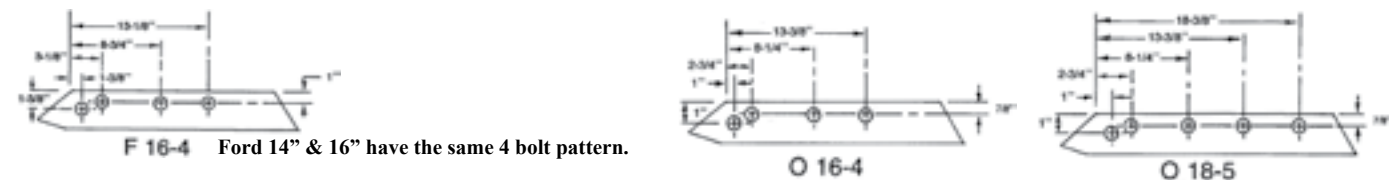
ORDER No.	DESCRIPTION	WT./CARTON	STOCK	RETAIL EACH
WTBIH	Coverboard, fits all Super Chief plows, 2 - 3/8" bolts.	31	92415	\$20.41



Ford Moldboard Plow Parts

Plow Shares - Sold 6 per box only.

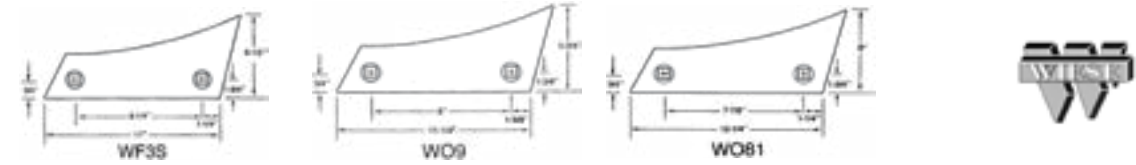
ORDER No.	DESCRIPTION	WT./CARTON	STOCK	RETAIL EACH
WLWF144	Ford General Purpose 14", 4 bolt. Also works for 3 bolt. Wiese no. LFD144.	43	76919	\$28.10
WLWF164	Ford General Purpose 16", 4 bolt. Wiese no. LFD164.	47	12128	\$30.30
WLWO164	Ford/White mfg. Bottom (S.B.P.) 16", 4 bolt. Wiese no. LOL164.	47	59918	\$28.50
WLWO185	Ford/White mfg. Bottom (S.B.P.) 18", 5 bolt. Wiese no. LOL685.	53	92225	\$31.84
WLWO164HS*	Ford/White mfg. Bottom 16", 4 bolt, Hardfaced. ** (Wiese drop ship)	47	23046	\$57.60
WLWO185HS*	Ford/White mfg. Bottom 18", 5 bolt, Hardfaced. ** (Wiese drop ship)	54	45343	\$62.20



Ford continued

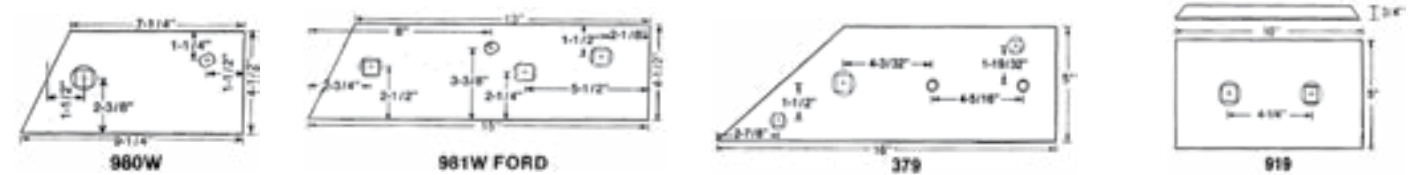
Plow Shins - Sold 6 per box only.

ORDER No.	DESCRIPTION	WT./CARTON	STOCK	RETAIL EACH
WF3S	General Purpose shin, 12" - 18". Wiese no. WFD3S	22	47315	\$19.63
WO9	Shin for WFE bottoms (SBP/WP74905), 16" & 18".	21	26318	\$19.45
WO81	Shin for WFE bottoms with "high back" bottoms, 18".	24	21518	\$21.60



Plow Landsides - Sold 6 per box only.

ORDER No.	DESCRIPTION	WT./CARTON	STOCK	RETAIL EACH
W980W	General Purpose front landside. ** (Wiese drop ship)	35	64413	\$20.65
W981W	General Purpose rear landside. ** (Wiese drop ship)	58	02325	\$33.14
W379W	Inner plate, SBP220379B.	59	98429	\$35.56
D919W	Wear pad for W379W (SBP220919B) sold each.	11	06624	\$38.00



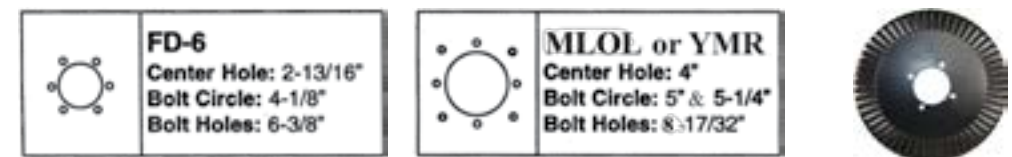
Plow Moldboards

ORDER No.	DESCRIPTION	WT. EACH	STOCK	RETAIL EACH
W104412SS	General Purpose bottom, 16". ** (Wiese drop ship)	30	35481	\$120.75
W61918SS	WFE bottom Raydex, 18".	34	74884	\$126.39
W220746SS	WFE bottom, "high back", 18".	35	38981	\$128.33



Plow Coulters

ORDER No.	DESCRIPTION	WT. EACH	STOCK	RETAIL EACH
WF17157FD6	General Purpose bottom 17" coulters. ** cut from pilot by a CNC Plasma. .177" thick.	11	92728	\$38.99
WF20177FD6	General Purpose bottom 20" coulters.	16	54033	\$43.50
MF20177MLWROL	WFE/Oliver bottom 20" coulters.	16	32728	\$38.90



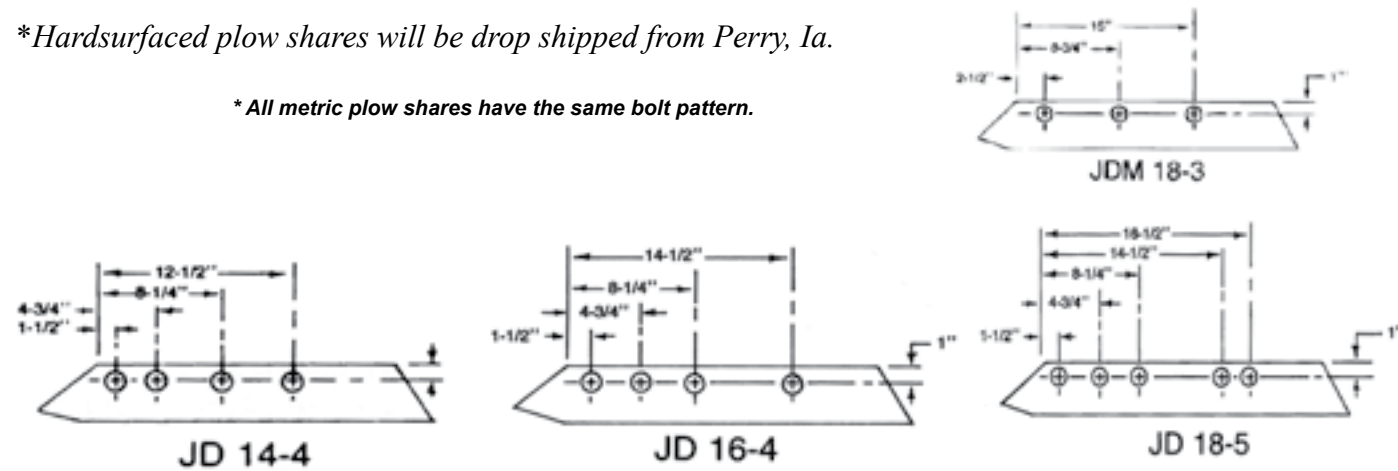
John Deere Moldboard Plow Parts

Plow Shares - Sold 6 per box only.

ORDER NO.	DESCRIPTION	WT./CARTON	STOCK	RETAIL EACH
WLWD144	14", 4 bolt share, fits HS or NU bottoms. Wiese no. LJD144.	42	94819	\$26.41
WLWD164	16", 4 bolt share, fits HS or NU bottoms. Wiese no. LJD164.	47	06819	\$26.57
WLWD185	18", 5 bolt share, fits HS or NU bottoms. Wiese no. LJD185.	54	08021	\$29.71
WLWDM163	16" (400 mm), 3 bolt share for Metric bottoms. LJDM163	55	91428	\$34.56
WLWDM183	18" (450 mm), 3 bolt share for Metric bottoms. LJDM183	58	44422	\$34.91
WLWDM203	20" (500 mm), 3 bolt share for Metric bottoms. ** (Wiese drop ship) Wiese no. LJDM203.	61	50629	\$37.21
WLWD164HS*	16" share, fits HS or NU bottoms, hardsurfaced.	47	72041	\$57.53
WLWD185HS*	18" share, fits HS or NU bottoms, hardsurfaced.	52	05349	\$62.14
WLWDM183HS*	18" (450 mm) share for Metric bottoms, hardsurfaced.	57	96642	\$66.70

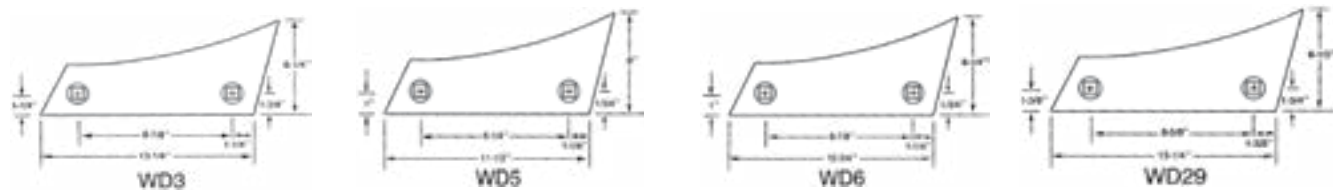
*Hardsurfaced plow shares will be drop shipped from Perry, Ia.

*All metric plow shares have the same bolt pattern.



Plow Shins - Sold 6 per box only.

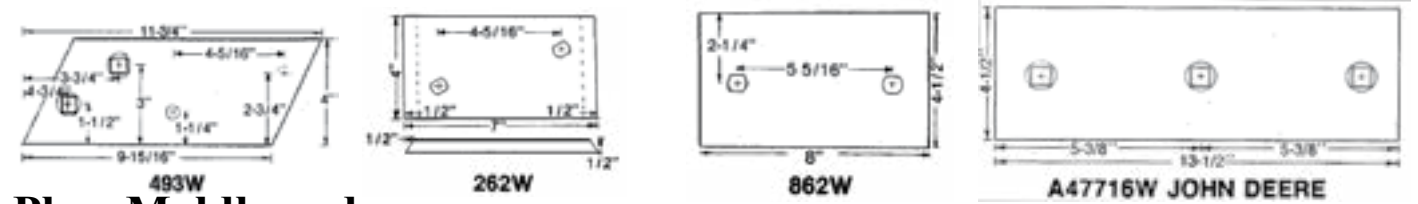
ORDER NO.	DESCRIPTION	WT./CARTON	STOCK	RETAIL EACH
WD3	Shin to fit all NU bottoms.	26	93518	\$21.99
WD5	Shin for 14" HS bottoms.	23	14417	\$20.59
WD6	Shin for 16" HS bottoms.	26	07417	\$21.00
WD29	Shin for Metric bottoms.	29	72516	\$21.81



John Deere Continued

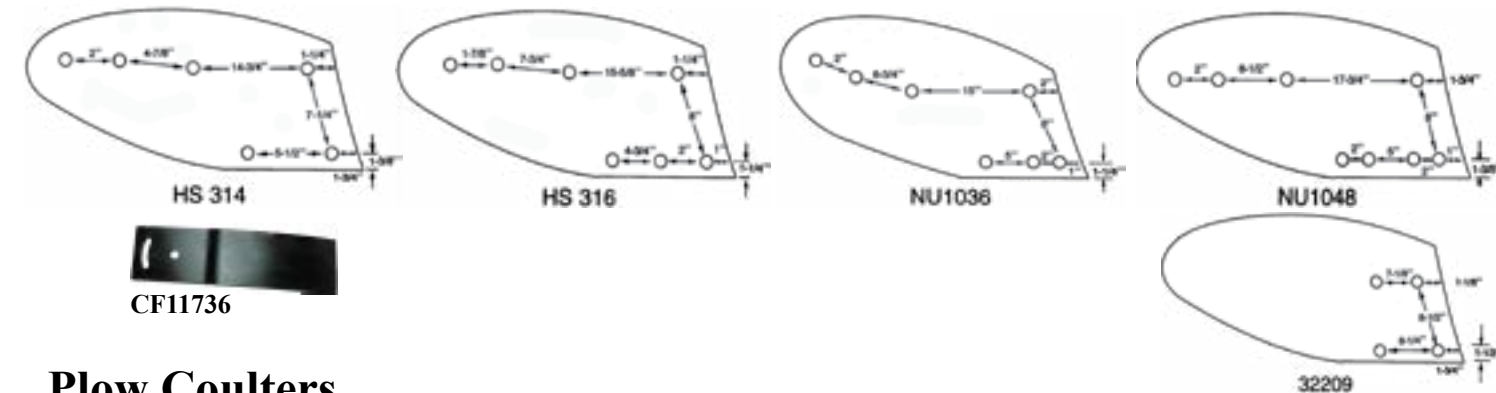
Plow Landsides - Sold 6 per box only.

ORDER NO.	DESCRIPTION	WT./CARTON	STOCK	RETAIL EACH
W493W	Backplate, fits all HS or NU series bottoms.	27	43418	\$20.49
W262W	Wear Pad for W493W.	24	08016	\$15.43
W862W	Wear Pad for Metric bottoms.	36	94418	\$20.70
W47716	Long Metric wear pad, 3 bolt.	55	12817	\$26.01



Plow Moldboards

ORDER NO.	DESCRIPTION	WT. EACH	STOCK	RETAIL EACH
WHS314SS	HS series 14" moldboard.	26	47478	\$106.77
WHS316SS	HS series 16" moldboard.	32	70389	\$118.67
WNU1036SS	NU series 16" moldboard.	32	68781	\$125.51
WNU1048SS	NU series 18" moldboard.	38	73998	\$141.96
W32209SS	Metric series moldboard.	39	52998	\$141.79
CF11736	Moldboard extension for HS and NU bottoms.		03025	\$29.00



Plow Coulters

ORDER NO.	DESCRIPTION	WT. EACH	STOCK	RETAIL EACH
WF17177DKDMW	17" HS, NU, or Metric, fits JD 5 bolt and 6 bolt pattern.	11	70326	\$32.95
WF20177DKDMW	20" blade, fits JD 5 bolt (metric) and (HS or NU) 6 bolt pattern.	16	54035	\$43.50
WF22197JDM	22" Metric 5 bolt pattern.	22	34833	\$54.90
N17177JD	17" 6 bolt coulters to fit JD NU hole pattern.	10	33222	\$31.90



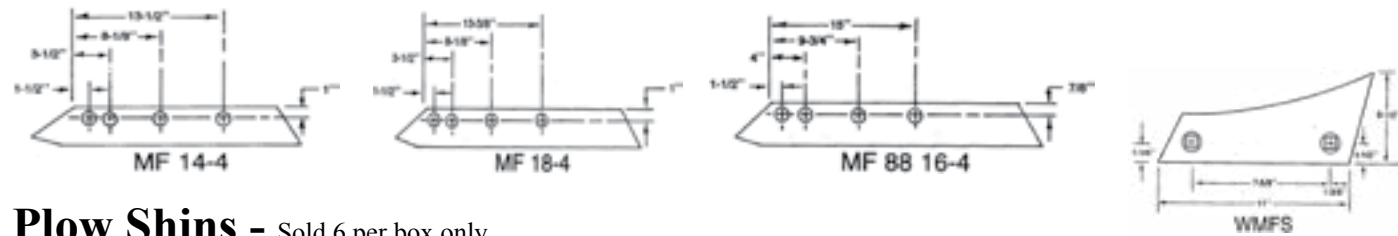
Plow Coverboards - Sold 6 per box only.

ORDER NO.	DESCRIPTION	WT./CARTON	STOCK	RETAIL EACH
WTBJD	Coverboard, fits all series plows, 2 - 7/16" bolts.	32	92415	\$20.41
WTBJD2	Coverboard, two finger. Replaces JD no. A11339.		03025	\$29.00

Massey Ferguson Moldboard Plow Parts

Plow Shares - Sold 6 per box only.

ORDER NO.	DESCRIPTION	WT./CARTON	STOCK	RETAIL EACH
WLWMF144	N & N heavy duty 14" 4 bolt share. ** (Wiese drop ship) Wiese no. LMF144.	43	90028	\$28.70
WLWMF164	N & N heavy duty 16" 4 bolt share. Wiese no. LMF164.	47	94128	\$30.70
WLWMF184	N & N heavy duty 18" 4 bolt share. Wiese no. LMF184.	53	25329	\$33.60
WLWMF88184	800 series 16"-18" 4 bolt share. Wiese no. LMF68488.	53	25321	\$33.60

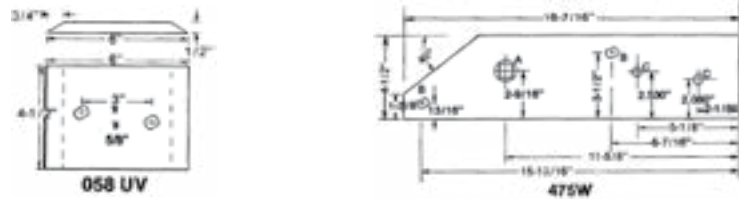


Plow Shins - Sold 6 per box only.

ORDER NO.	DESCRIPTION	WT./CARTON	STOCK	RETAIL EACH
WMFS	Shin for all 14", 16", and 18".	23	09318	\$19.85

Plow Landsides - Sold 6 per box only.

ORDER NO.	DESCRIPTION	WT./CARTON	STOCK	RETAIL EACH
W475W	Landside Inner Plate, Front and Rear.	60	11325	\$33.01
W058UV	Landside Wear Pad - fits W475W.	24	1564	\$9.30



Plow Moldboards

ORDER NO.	DESCRIPTION	WT. EACH	STOCK	RETAIL EACH
W660204SS	Moldboard, 18" for N and N Heavy Duty.	29	16088	\$115.16



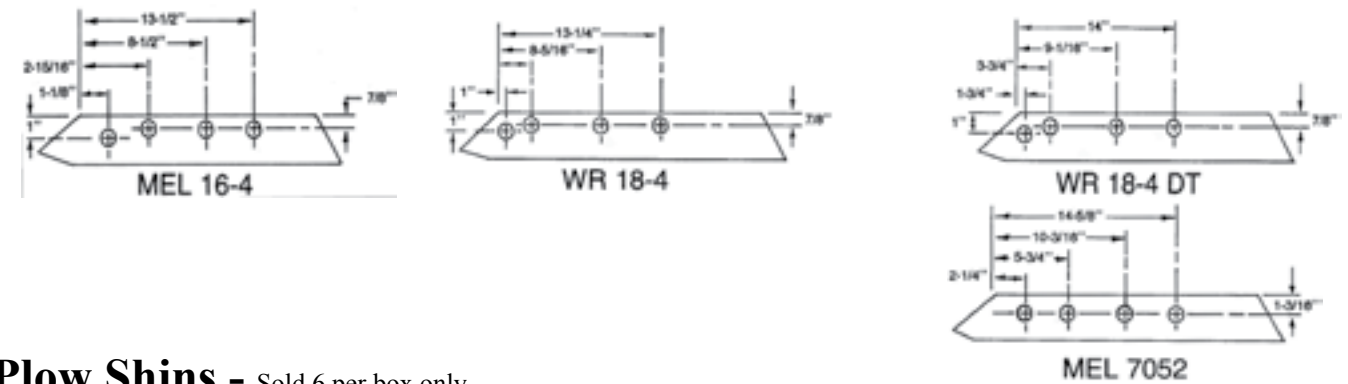
Plow Coulters

ORDER NO.	DESCRIPTION	WT. EACH	STOCK	RETAIL EACH
WF17157MF	Coulter blade 17".	11	70324	\$32.95
WF20177MF	Coulter blade 20".	16	54033	\$43.50

Melroe/DMI/Wilrich Moldboard Plow Parts

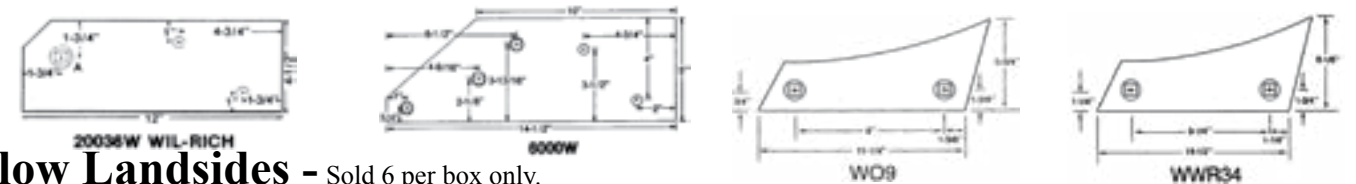
Plow Shares - Sold 6 per box only.

ORDER NO.	DESCRIPTION	WT./CARTON	STOCK	RETAIL EACH
WLWMEL164	Melroe general purpose 16" 4 bolt share; DMI Hydrawide. ** (Wiese drop ship)	47	41126	\$30.20
WLWMEL184	Melroe general purpose 18" 4 bolt share; DMI Hydrawide. ** (Wiese drop ship)	53	71326	\$33.10
WLWMEL7052	Melroe 987 series (in line holes) share. ** (Wiese drop ship)	48	71329	\$33.10
WLWWR164	Wilrich general purpose 16" 4 bolt share. ** (Wiese drop ship)	47	94128	\$30.70
WLWWR184	Wilrich general purpose 18" 4 bolt share. ** (Wiese drop ship)	53	49127	\$31.34
WLWWR184DT	Wilrich Deep-Till bottom 18" 4 bolt share. ** (Wiese drop ship)	53	49124	\$31.34



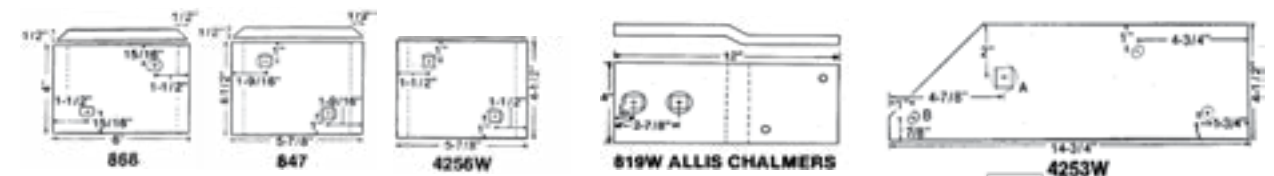
Plow Shins - Sold 6 per box only.

ORDER NO.	DESCRIPTION	WT./CARTON	STOCK	RETAIL EACH
WO9	DMI Hydrawide, Melroe / Star, Wilrich General Purpose.	21	26318	\$19.45
WWR34	Wilrich deeptill bottom. ** (Wiese drop ship)	26	36411	\$20.90



Plow Landsides - Sold 6 per box only.

ORDER NO.	DESCRIPTION	WT./CARTON	STOCK	RETAIL EACH
W819W	Melroe back plate 987 series.	44	96819	\$26.70
W868W	Wear Pad for W819W Inner plate.	22	38118	\$16.90
W847W	Melroe/Star G.P. bottom wear pad. ** (Wiese drop ship)	22	37218	\$18.19
W6000W	Melroe/Star G.P. bottom inner plate. ** (Wiese drop ship)	59	63222	\$31.94
W4253W	DMI/Wilrich inner plate. ** (Wiese drop ship)	54	43028	\$29.06
W4256W	Wear Pad for W4253W. ** (Wiese drop ship)	23	30317	\$18.61

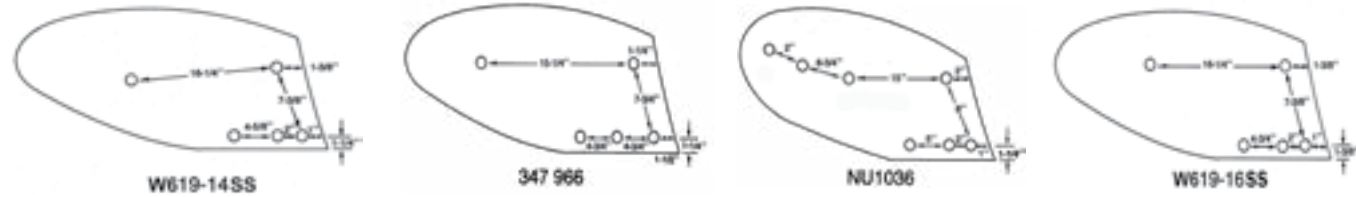


Note: the W20036W was discontinued by Wiese Industries.

Melroe/DMI/Wilrich continued

Plow Moldboards

ORDER NO.	DESCRIPTION	WT. EACH	STOCK	RETAIL EACH
W61914SS	Melroe 14" moldboard. Wiese no. R41914.	27	90778	\$110.13
W61916SS	DMI, Melroe, Wilrich general purpose, 16" moldboard.	30	70384	\$118.67
W347966SS	Melroe 987 Series moldboard.	30	83689	\$123.40
WNU1036SS	Wilrich deep till moldboard.	32	68781	\$125.51



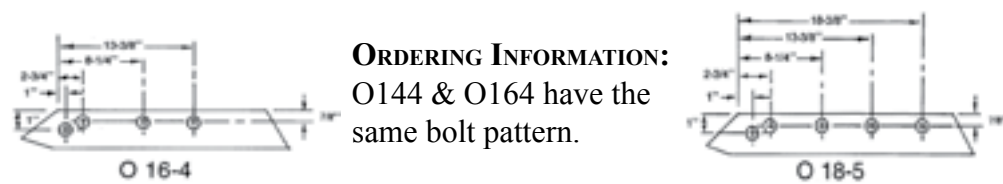
Plow Coulters

ORDER NO.	DESCRIPTION	WT. EACH	STOCK	RETAIL EACH
MF17177MLOL	Coulter blade 17", .177 thick.	11	70324	\$32.95
MF20177MLWROL	Coulter blade 20", .177 thick.	16	32723	\$38.90

Oliver/White (WFE) Moldboard Plow Parts

Plow Shares - Sold 6 per box only.

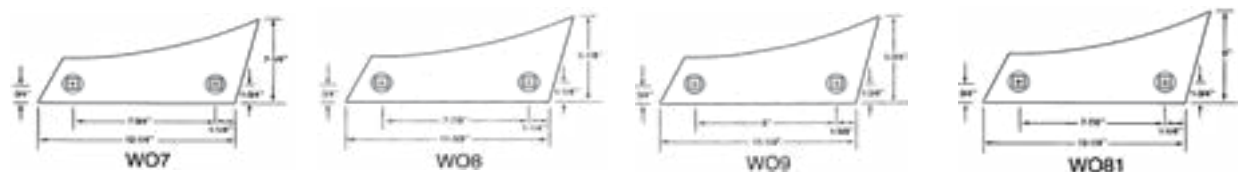
ORDER NO.	DESCRIPTION	WT./CARTON	STOCK	RETAIL EACH
WLWO144	14", 4 bolt plow share.	42	55819	\$26.50
WLWO164	16", 4 bolt plow share.	47	59917	\$28.50
WLWO185	18", 5 bolt plow share.	53	92229	\$31.84
WLWO164HS*	16", 4 bolt plow share Hardfaced.**(<i>Wiese drop ship</i>)	47	23044	\$57.60
WLWO185HS*	18", 5 bolt plow share Hardfaced.**(<i>Wiese drop ship</i>)	47	45341	\$62.20



ORDERING INFORMATION:
O144 & O164 have the same bolt pattern.

Plow Shins - Sold 6 per box only.

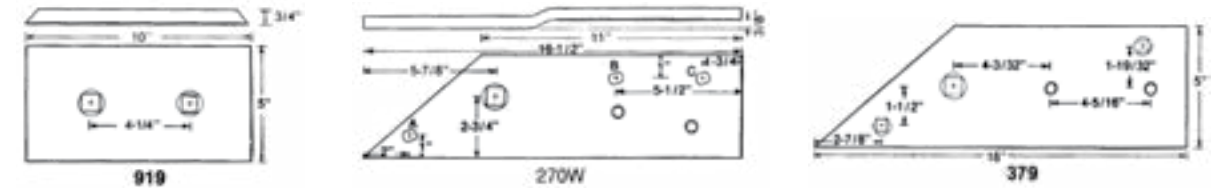
ORDER NO.	DESCRIPTION	WT./CARTON	STOCK	RETAIL EACH
WO7	Oliver Speedex, 919 series, 14", 16", 18". **(<i>Wiese drop ship</i>)	29	76418	\$20.96
WO8	Oliver 625, 425 series, 14", 16", 18". **(<i>Wiese drop ship</i>)	19	29218	\$18.45
WO9	Shin for WFE bottoms, 16" & 18".	21	26311	\$19.45
WO81	Shin for WFE with "high back" bottoms, 18". Used with W220746SS moldboard.	25	21517	\$21.60



Oliver/White continued

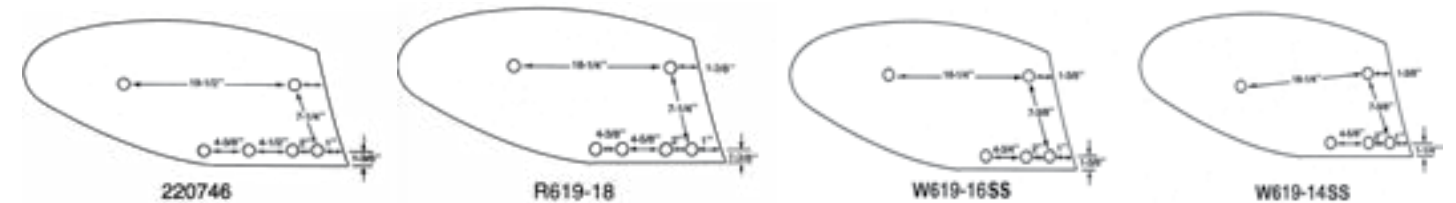
Plow Landsides - Sold 6 per box only.

ORDER NO.	DESCRIPTION	WT./CARTON	STOCK	RETAIL EACH
W270W	419, 619, 719 Landside prior to '78-'79.	57	03128	\$30.43
W270WA	419, 619, 719 Landside prior to '78-'79, uses 058UV wear pad.	57	95322	\$33.70
WO58UV	Wear pad to fit W270WA.	24	1568	\$9.30
W379W	Inner Plate Landside 549, 588, 598 - Newest.	59	98421	\$35.56
D919W	Wear pad for W379W sold each.	11	06624	\$38.00



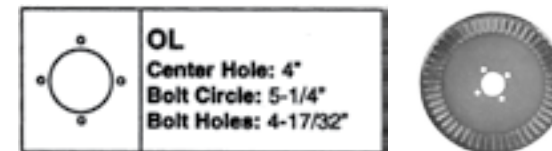
Plow Moldboards

ORDER NO.	DESCRIPTION	WT. EACH	STOCK	RETAIL EACH
W61914SS	Oliver 419, 619 Raydex moldboard, 14". Wiese no. R41914.	27	90778	\$110.13
W61916SS	Oliver/WFE 419, 619 Raydex moldboard, 16". Wiese no. R41916. (use WO9 shin)	30	70388	\$118.67
W61918SS	WFE 619 series Raydex moldboard, 18". Wiese no. R61918. (use WO9 shin)	34	74881	\$126.39
W220746SS	WFE 548, 588, 598 series moldboard, 18" - 20". (Use WO81 shin)	35	38989	\$128.33



Plow Coulters

ORDER NO.	DESCRIPTION	WT. EACH	STOCK	RETAIL EACH
MF17177MLOL	Coulter blade 17".	11	70324	\$32.95
MF20177MLWROL	Coulter blade 20".	15	32723	\$38.90
PFC20177OL	20" concave coulter, 4 bolt. Not fluted.	19	03436	\$49.00
PFC22197OL	22" concave coulter, 4 bolt. Not fluted.	20	04345	\$62.00
N17177YMR	17" notched, flat coulter, 4 bolt.	9	33229	\$31.90



Plow Coverboards - Sold 6 per box only.

ORDER NO.	DESCRIPTION	WT./CARTON	STOCK	RETAIL EACH
WTBUV	Coverboard, 2 - 3/8" bolts on 2-7/8" centers.	31	92415	\$20.41



Kverneland Moldboard Plow Parts

Reversible plow share wear point, designed to fit all Kverneland plow bottoms. Sold in cartons of 6 with bolts and nuts.

ORDER No.	DESCRIPTION	WT./CARTON	STOCK	RETAIL EACH
WKVI	Repair point. 9" Long x 2.5" wide. Wiese no. 53090	16.2 lbs/Ct.	87018	\$15.40

Mini Moldboards

Mini moldboards allow for deeper penetration and leave more residue on top of the ground.



WMBIH462314

ORDER No.	DESCRIPTION	STOCK	RETAIL
WMBIH462314	Case-IH plows.	73059	\$71.96
WMBJD1048	JD NU bottom plows, 18".	63969	\$99.47
WMBJD32209	JD metric bottom plows, 14-24".	64361	\$90.66
WMBOL61918	Oliver 18" 619 bottom.	14455	\$77.73

ORDERING INFORMATION: These will be drop shipped from Perry, IA, price does not include shipping.



WMBJD1048



WMBJD32209



WMBOL61918

Poly Coverboards



UHMW Poly Coverboards are produced out of 1/2" thick UHMW Polymer, these coverboards wear far superior to injection molded trashboards currently produced by OEM suppliers. Fits the same application as Wiese number TBUV, Oliver, WFE, Late model Ford, and Case prior to Case-IH.

ORDER No.	DESCRIPTION	STOCK	RETAIL
CFT211S	Spring Steel Support. Does not include hardware.	06215	\$18.00
CFT12112S	Poly Coverboard - Specify Left or Right hand. Does not include hardware.	59214	\$18.50

ORDERING INFORMATION: New or first time purchasers of poly coverboards must order 1 spring steel brace for each coverboard purchased.

Poly Moldboard Plow Parts



- * 2 year warranty against breakage!
- * Less Friction than Steel.
- * Scours in all Soil Conditions.

We produce our super slick moldboards out of solid 1/2" thick UHMW polymer. **These are not moldboard covers**, they are solid polymer moldboards.

We carefully bevel the bottom of the moldboard so that it will match the thickness of the existing plow share. As this moldboard is 1/2" thick and most shins are 5/16" thick, we suggest that you replace shins at the same time you replace your old moldboards. We offer two shin options when using our poly moldboards. The first is a 1/2" thick poly shin and the other is a double thick steel shin. The double thick steel welded shin is 2 standard shins welded together with the leading edge having a liberal amount of hardface applied to it. Our super slick moldboards will wear as long as steel moldboards and twice as long as moldboard covers that others sell. Most standard domestic moldboards are available and in stock during seasonal requirements.

We can, and do on a regular basis, make custom moldboards for customers. All we need is a steel sample moldboard to make the poly replacement. For more information call **800-548-6633**.

Moldboards - Sold by the piece with hardware.

ORDER No.	DESCRIPTION	STOCK	RETAIL
POLYBOARD	1/2" thick custom made moldboard.	70974	\$112.95
462314P	1/2" thick Case-IH moldboard 16" - 18" Super Chief.	70975	\$112.95
61916P	1/2" thick WFE/Oliver 16" moldboard.	70975	\$112.95
61918P	1/2" thick WFE/Oliver 18" moldboard.	70975	\$112.95
220746P	1/2" thick WFE 18" "Highback" moldboard.	70975	\$112.95
NU1036P	1/2" thick Deere NU 16" moldboard.	70975	\$112.95
NU1048P	1/2" thick Deere NU 18" moldboard.	70975	\$112.95
32209P	1/2" thick Deere Metric moldboard, 450/500 mm.	70975	\$112.95

Shins - Poly and Double Welded Steel, poly shins do not include hardware.

ORDER No.	DESCRIPTION	STOCK	RETAIL
POLYSHIN	1/2" thick Custom Made Poly shin. Does not include hardware.	56021	\$29.50
WAC13DS	Double Welded Shin, AC 387 series. With hardware.	57341	\$62.50
WD29DS	Double Welded Shin, JD Metric series. With hardware.	57348	\$62.50
WD29P	1/2" thick Poly Shin, JD Metric series. Does not include hardware.	56024	\$29.50
WD3DS	Double Welded Shin, JD NU series. With hardware.	57341	\$62.50
WD3P	1/2" thick Poly Shin, JD NU series. Does not include hardware.	56026	\$29.50
WD6DS	Double Welded Shin, JD 16" HS series. With hardware.	57346	\$62.50
WO81DS	Double Welded Shin, WFE 18" deep till 549/588/598 series. With hardware.	57340	\$62.50
WO81P	1/2" thick poly Shin, WFE 18" deep till 549/588/598 series. (Used with 220764P moldboard) Does not include hardware.	56029	\$29.50
WO9DS	Double Welded Shin, WFE 16"-18" Raydex series. (Used with 61916P or 61918P moldboard.) With hardware.	57348	\$62.50
WO9P	1/2" thick poly Shin, WFE 16"-18" Raydex series. (Used with 61916P or 61918P moldboard.) Does not include hardware.	56021	\$29.50

ORDER NOTE: All Double welded shins (DS part no.) include bolts and nuts. Please, when ordering, inform us if you are using trashboards as the shin will require a longer bolt for the top hole.